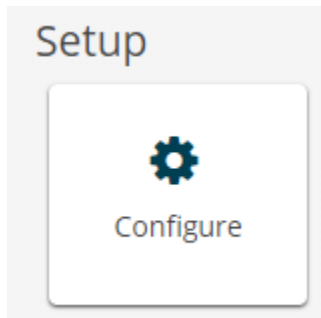


## Capturing gyro bias and saving as startup settings

Click the node in the Device list to return to the home screen

Select the Configure Tile



Scroll down to the Accelerometer/Gyro Bias and click the Capture Gyro Bias button

Accelerometer/Gyro Bias

Accelerometer Bias

X:  g    Y:  g    Z:  g

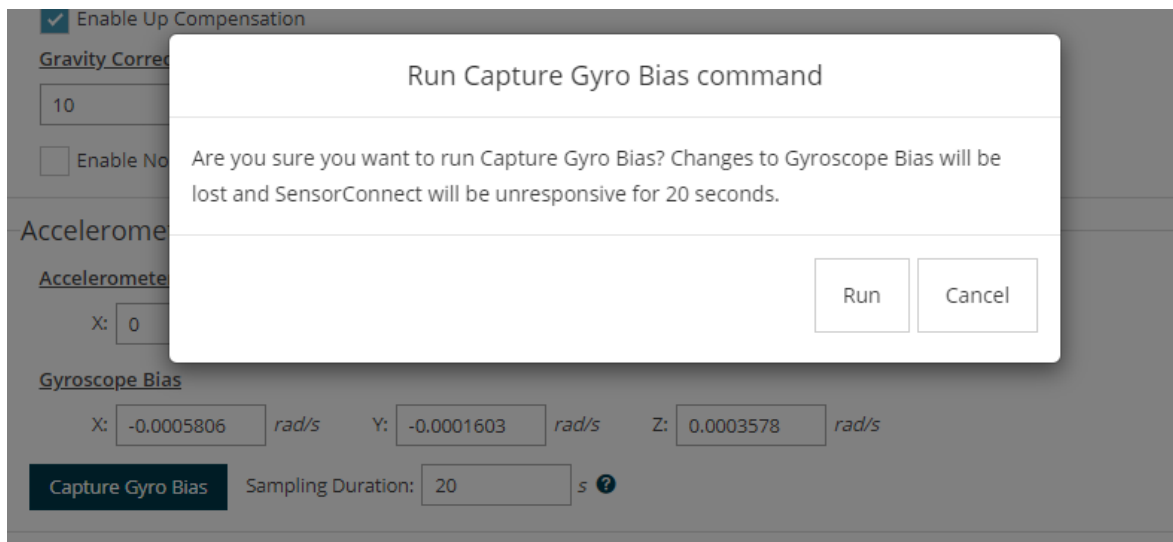
Gyroscope Bias

X:  rad/s    Y:  rad/s    Z:  rad/s

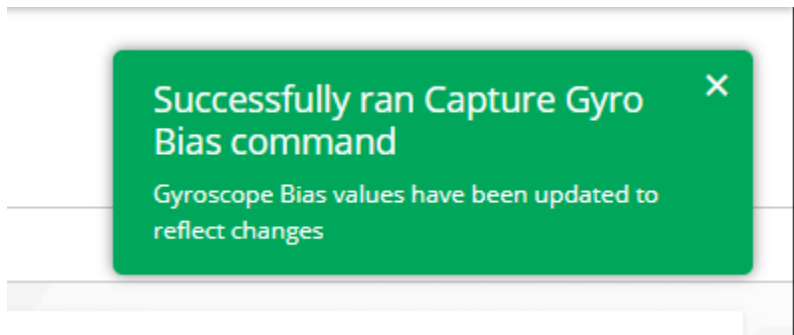
   Sampling Duration:  s ?

Be sure the device is stable, non-moving, non-vibrating (if performing on desk, try not to even click your mouse)

Click Run



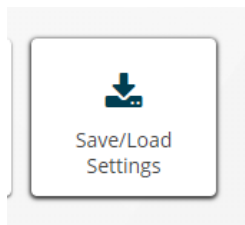
**Message will show when complete**



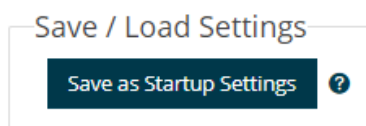
**To save as Startup settings:**

**Click the node in the Device list to return to the home screen**

**Select the Save/Load tile**



**Click Save as Startup Setting button**



Note, the node will revert back to previous gyro bias settings when next powered off/on if not saved to Startup Settings.